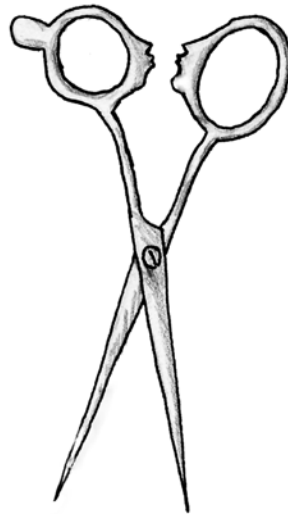


The Barber of Seville



OPERA
iowa

Des Moines Metro Opera's
Educational Touring Troupe

2010 INFOPAC

OUR 2010 OPERA IOWA SPONSORS



THE BRIGHT FOUNDATION



TABLE OF CONTENTS	PAGE
Introduction Letter.....	1
School Information Sheets.....	2-3
A Sample Schedule.....	4
Workshop Details.....	5-7
All About the Opera.....	8
Publicity Made Simple	9-11
Evening Concert Information Sheet	12

Dear OPERA Iowa Host:

OPERA Iowa is headed to your community with that colorful character, *The Barber of Seville*. Wonderful scenery, costumes and a talented group of young artists will make this a tremendous experience for everyone involved! **Your contract is enclosed. We ask that you sign it and return one complete copy with the requested deposit by the date shown.**

To arrange your day with OPERA Iowa, you will need to:

1. Read the enclosed materials carefully and respond with the appropriate information as soon as possible.
2. Read the information about the workshops for 2010. You may choose one to three pre-determined workshops for OPERA Iowa to present to the small groups you select. There is an introduction immediately preceding the show in which ALL the students will participate. (See the schedule on page 3 for clarification.) Note any special needs for each workshop. Decide workshop locations, the number and the grade level of the students who will participate.
3. Use this information to fill out and return the enclosed School Information Sheet (page 2). This sheet should be returned within 14 days of receiving the contract. Make a copy for yourself before you return it to us. Your OPERA Iowa teaching materials will be sent once we have this information.
4. If you haven't already booked an evening concert along with your school show...consider the idea again! An evening concert will add so much to the OPERA Iowa experience for students and their families.
5. A TEACHERPAC and programs will be sent to you approximately four weeks before OPERA Iowa is scheduled to arrive. If you are one of the early schools on the tour, these materials may arrive separately and closer to your date due to printing constraints. In the TEACHERPAC, you will find information for classroom activities that complement the workshops as well as other pre- and post-residency activities.

This is a great deal of information, but if you keep this letter and refer to it as the time approaches you will find that it answers most, if not all, of your questions. If you find you need any assistance, please feel free to give me a call at (515) 961-6221.

What an exciting time this will be for your school and OPERA Iowa, and it will be here before you know it!

Sincerely,



Michael Egel
Director of Artistic Operations

On the day OPERA Iowa is scheduled to arrive, please have ready:

- A tuned piano for our workshops and performance.
- An On-Site Coordinator (this is probably you) to answer any questions during our visit.
- A minimum of 4 adults capable of lifting at least 50 lbs to help unload, set up, then reload scenery. 5 or 6 responsible high school students are welcome to assist only if an adult is provided for supervision.
- The building Custodian to handle technical questions primarily concerning power sources to the performance site and to help unload/load scenery and set up scenery. (1 hour when troupe arrives and 1/2 hour before troupe leaves.)
- If you are the morning school, you are asked to provide lunch for the 10 troupe members. Anything other than school lunch is deeply appreciated by these young professionals. In fact, it's a great day to plan a teacher's potluck!

Elementary School Information Sheet 2

Please complete, photocopy and return this sheet to Michael Egel as soon as possible by mail (Des Moines Metro Opera, 106 West Boston Avenue, Indianola, IA 50125-1836), by fax (515-961-8175) or by email (dmmo@dmmo.org).

***Required Information**

*School On-Site Coordinator _____

*Name of School _____

*Address _____ *Work _____

*Mailing Address _____ *Fax _____

*City _____ * State _____ *Zip _____ Cell _____

Name of Custodian _____ *E-mail _____

PUBLICITY:

Des Moines Metro Opera will send publicity information to the media you request. For best results, please contact them yourselves as well.

*Local newspaper _____ Contact Name _____

*Address _____ *E-mail _____

*City _____ * State _____ *Zip _____

*Local radio station _____ Contact Name _____

*Address _____ *E-mail _____

*City _____ * State _____ *Zip _____

PERFORMANCE:

The Barber of Seville Date(s) _____ Time(s) _____

Where will the performance take place (stage, gym, etc.)? _____

Are the dimensions of the performing area at least 25' wide x 15' deep x 10' high? (circle one) Y N

Is this space easily accessible for set pieces? Y N Are there stairs? Y N If yes, how many? _____

Do you have four 20 AMP circuits available in this space? (OPERA Iowa's lighting equipment cannot be plugged into the same circuit.) Y N

What lighting equipment do you have? _____ Do you have stage curtains? Y N

Any special instructions? _____

Directions: Please provide written directions, including landmarks, to your school from the main roads into town. (Use a separate sheet if necessary.) _____

Each student will receive a newspaper. Please indicate the total number of students that will be attending the performance.

___ 1st ___ 2nd ___ 3rd ___ 4th ___ 5th ___ TOTAL

WORKSHOP INFORMATION/LOCATION (Please fill in the blanks)

AM	PM	WORKSHOP	✓ TO SELECT	LOCATION	GRADE	# OF STUDENTS
8:45	12:45	Let's Make an Opera				
to	to	Decide, Design, Direct!				
9:15	1:15	Singers and Vocal Styles				

Middle/High School Information Sheet 3

Please complete, photocopy and return this sheet to Michael Egel as soon as possible by mail (Des Moines Metro Opera, 106 West Boston Avenue, Indianola, IA 50125-1836), by fax (515-961-8175) or by email (dmmo@dmmo.org).

***Required Information**

*School On-Site Coordinator _____

*Name of School _____

*Address _____ *Work _____

*Mailing Address _____ *Fax _____

*City _____ * State _____ *Zip _____ Cell _____

Name of Custodian _____ *E-mail _____

PUBLICITY:

Des Moines Metro Opera will send publicity information to the media you request. For best results, please contact them yourselves as well.

*Local newspaper _____ Contact Name _____

*Address _____ *E-mail _____

*City _____ * State _____ *Zip _____

*Local radio station _____ Contact Name _____

*Address _____ *E-mail _____

*City _____ * State _____ *Zip _____

PERFORMANCE:

The Barber of Seville Date(s) _____ Time(s) _____

Where will the performance take place (stage, gym, etc.)? _____

Are the dimensions of the performing area at least 25' wide x 15' deep x 10' high? (circle one) Y N

Is this space easily accessible for set pieces? Y N Are there stairs? Y N If yes, how many? _____

Do you have four 20 AMP circuits available in this space? (OPERA Iowa's lighting equipment cannot be plugged into the same circuit.) Y N

What lighting equipment do you have? _____ Do you have stage curtains? Y N

Any special instructions? _____

Directions: Please provide written directions, including landmarks, to your school from the main roads into town. (Use a separate sheet if necessary.) _____

Each student will receive a concert program. Please indicate the total number of students that will be attending the performance.

___ 6th ___ 7th ___ 8th ___ 9th ___ 10th ___ 11th ___ 12th ___ TOTAL

WORKSHOP INFORMATION/LOCATION (Please fill in the blanks)

AM	PM	WORKSHOP	✓ TO SELECT	LOCATION	GRADE	# OF STUDENTS
8:45	12:45	What's My Aria? (6 - 12)				
to	to	Musical Masterclass (6 - 12)				
9:15	1:15	There's No Business (6 - 12)				

To help you schedule your time with OPERA Iowa, a sample itinerary is listed below. Times are approximate and may be varied slightly to accommodate your school schedule. Please notify us if you require any changes.

Here's a sample schedule containing a morning performance:

Arrival at school (Met by On-Site Coordinator and Custodian)..... (approximately) 8:15AM - 8:30AM

Technical Director/adult volunteers set up scenery8:15AM - 9:45AM

Student Workshops with troupe members (See attached workshop information for details)..8:45AM - 9:15AM

Singers prepare for performance9:15AM - 10:00AM

The Barber of Seville 10:00AM - 10:50AM

Question and Answer session (If time allows before lunch) 10:50AM - 10:55AM

Technical Director/adult volunteers reload scenery..... 10:55AM - 11:30AM

REMINDER: The morning school is asked to provide lunch for the ten members of the troupe!

Here's a sample schedule containing an afternoon performance:

Arrival at school (Met by On-Site Coordinator and Custodian)..... (approximately) 12:15PM - 12:30PM

Technical Director/adult volunteers set up scenery12:15PM - 1:45PM

Student Workshops with troupe members (See attached workshop information for details) ... 12:45PM - 1:15PM

Singers prepare for performance1:15PM - 2:00PM

The Barber of Seville2:00PM - 2:50PM

Question and Answer session (If time allows).....2:50PM - 2:55PM

Technical Director/adult volunteers reload scenery.....2:55PM - 3:30PM

Each of the following workshops will be presented for thirty (30) minutes between 8:45-9:15 in the morning or 12:45-1:15 in the afternoon. Below, you will read about the three workshops that will be offered by OPERA Iowa in conjunction with *The Barber of Seville* performances. **You may elect to have each of the three workshops presented, but because these workshops happen simultaneously, you must have three (3) separate locations where those workshops can be conducted.** At least one space must have a piano, though two would be preferable. OPERA Iowa requests that at least one supervising teacher remain in each room during the workshop. After reviewing this information, please decide which workshop(s) you would like to present, which students will attend each section, and where the workshops will be located. Then fill out the Elementary School Information Sheet on page 2.

Let's Make an Opera (For up to 50 students)

This workshop meets NSAE in Music Standard 7: Evaluating music and music performance.

Operatic forms are introduced and terms such as overture, chorus, aria, duet, trio and recitative are discussed. Students will explore the ways in which composers use their music to tell a story and will experience how all of the elements of music and theatre work in cooperation to create the performance we see on stage! Characters, plot lines and conflicts are pulled from the story, then students will create their own resolutions.

OBJECTIVES: To provide a framework of information that will enhance student's understanding and appreciation of *The Barber of Seville* by:

- Exploring musical forms and the composition of an opera.
- Introducing, identifying and evaluating music and its elements.
- Engaging the students in a verbal review of the forms used in the creation of that scene.
- Demonstrating that opera can be a lively and accessible art form.

SPECIAL NEEDS: Piano, room for movement, supervising teacher

Decide, Design, Direct! (For up to 50 students)

This workshop meets NSAE Standard 9: Understanding Music Performance in relation to the other arts, history and culture.

What makes an opera? Areas such as costuming, make-up, set design, properties and casting are explored. In this workshop, students will learn on the job! Opera uses many different elements that, when combined, create the performance you see on the stage. Creating an opera requires making many choices—each choice affects the final production. After the elements of opera are presented, student designers will create the 'look' of a *The Barber of Seville* production all their own!

OBJECTIVES: To show how each element of theatre works together to create a final product by:

- Discussing what thought processes go into each element of production.
- Demonstrating the basic stage materials used.
- Discussing the importance of how costume and makeup transforms an actor into a character.

SPECIAL NEEDS: Blackboard or dry erase markerboard, supervising teacher

CONTINUED ON NEXT PAGE...

Singers and Vocal Styles (For up to 35 students)

This workshop meets NSAE Standard 6: Students should listen to, analyze and describe opera, gospel, rock and jazz music styles.

Name that musical style! Of course the difference between rock and opera is obvious, but **why** do they sound the way they do? What cultures do they represent? And how do the singers make those particular sounds? This workshop will help students learn to hear **and** describe the difference between their favorite kinds of music. Join OPERA Iowa singers on a whirlwind tour of styles from jazz to country, to grand opera, to gospel, to rock-n-roll.

OBJECTIVES: To assist students in their abilities to describe, analyze and develop precise thoughts about varying styles of music by:

- Identifying different musical and vocal styles
- Exploring how cultures influence musical and vocal styles
- Developing active listening skills
- Developing analytical skills inspired from what is heard

SPECIAL NEEDS: Piano, outlet for CD Player, blackboard

Below, you will read about the three workshops that will be offered by OPERA Iowa in conjunction with *The Barber of Seville* performances. These workshops will be presented for thirty (30) minutes between 8:45-9:15 in the morning or 12:45-1:15 in the afternoon. **You may elect to have one, two or all three workshops presented, but because these workshops happen simultaneously, you must have separate locations where those workshops can be conducted.** Two spaces must have a piano. OPERA Iowa requests that at least one supervising teacher remain in each room during the workshop. After reviewing this information, please decide which workshop(s) you would like to present, which students will attend each section, and where the workshops will be located. Use the information to fill out the Middle/High School Information Sheet on page 3.

What's My Aria? (For up to 50 students)

OPERA Iowa artists will educate and entertain your students with familiar and new tunes from the world's greatest operas and musicals. OPERA Iowa singers are always excited to sing music from shows in addition to the three shows on tour and to present the arias and songs they do best. As well as hearing great music from around the world, your students will hear explanations of the stories and background information on the composers and operas represented. Students may ask questions such as how vocal sounds are produced and the training involved in becoming an opera singer. A real 'behind-the-scenes' introduction to the life and development of a professional singer.

SPECIAL NEEDS: Piano

Musical Masterclass (For up to 50 students)

While winter may still be on the ground, we all know spring is just around the corner and with it comes the arrival of solo contest season. It wasn't that long ago that the OPERA Iowa artists were learning what it means to sing an art song for the first time. Many schools have requested this experience for their students and we are happy to offer it now. OPERA Iowa artists will listen to students perform their solo contest selections and offer helpful tips and professional critique on subjects such as language, stage presentation, diction and other important matters. This workshop can be arranged in one large group, or in one-on-one sessions. OPERA Iowa asks that the school provide the pianist for this session(s).

SPECIAL NEEDS: Piano and pianist

There's No Business Like Show Business (For up to 50 students)

This workshop touches on the process of becoming a professional performer from those who are in the trenches right now. Discussion includes the importance of voice teachers, the selection of a college, résumés, agents and making a living as a performer. Students may ask questions about how to get from here (high school student) to there (professional singer). This round table discussion allows for students to ask questions about the business of singing and performing.

SPECIAL NEEDS: None

The Barber of Seville

Music.....Giacchino Rossini
 Libretto.....Cesare Sterbini
 English Translation.....Ruth and Thomas Martin
 Music DirectorMichael Sakir

Stage Director William Farlow
 Technical Director Adam Rager
 Scenery.....Courtesy of Cincinnati Opera
 Costumes.....Ibsen Costumes

Cast of Characters:

Count Almaviva.....Tenor
 Figaro.....Baritone
 Rosina.....Soprano or Mezzo-Soprano
 Dr. Bartolo.....Bass-Baritone

Berta Soprano or Mezzo-Soprano
 Don Basilio Bass
 Sergeant.....Tenor

The Setting: The exterior and interior of Dr. Bartolo's home in Seville, Spain.

About the Opera:

ACT I: Count Almaviva has arrived in Seville, Spain, to woo Rosina, a beautiful young woman he has seen and admired from a distance. Rosina is the ward of old Dr. Bartolo, who intends to marry her himself. The Count is aided by his friend Figaro, a local barber, surgeon and busybody. The romantic Count tells Figaro he wants to be loved for who he is, not for his title; so when Figaro arranges a first meeting with Rosina, he tells her that her ardent admirer is a student named Lindoro. Excited, Rosina gives Figaro a love letter, which he dutifully delivers to "Lindoro." He also advises the Count to wear a disguise when he visits Rosina in order to avoid the suspicions of Bartolo.

When the Count arrives at Bartolo's house disguised as a drunken soldier, Bartolo tries to throw him out. During the scuffle, the Count manages to pass a love letter of his own to Rosina. The police arrive to break up the commotion and Bartolo demands the arrest of the drunken soldier—but the Count whispers his actual identity to the sergeant who leaves, respectful of the Count's rank. All express their amazement and confusion as the act ends.

ACT II: Count Almaviva returns, introducing himself this time as Don Alonso, a substitute for the music teacher Don Basilio, who he explains is ill. The Count pretends to teach Rosina how to sing, as Figaro, supposedly on hand to give Bartolo his daily shave, sneaks off to find the key to unlock the balcony doors so Rosina can escape later in the evening. Everything goes well until the supposedly ailing Don Basilio shows up—quite healthy. Figaro and the Count, aided by a wad of money, manage to persuade Basilio that, come to think of it, he really isn't feeling well at all.

The disguised Count and Rosina plan for a midnight elopement, but Bartolo overhears them. He vows to dash their plans by marrying Rosina that very night, and goes off to get the police so Figaro and "Alonso" can be arrested as thieves when they arrive for the elopement.

When Count Almaviva finally reveals his identity, Rosina is thrilled that her admirer is not only handsome, but a count as well, and agrees to marry him. The notary arrives to sign the marriage contract between Rosina and Bartolo, but is "persuaded" to marry Rosina to the Count instead.

By the time Bartolo returns with the police, it is too late—Rosina and Almaviva are newlyweds!

About the Composer:

One of opera's most intriguing figures, Gioacchino Rossini was born in Pesaro, Italy, on February 29, 1792. His father, the town trumpeter, and his mother, a singer, encouraged their son's musical talents; from an early age Rossini was an accomplished performer on the harpsichord, violin and piano as well as a boy soprano in the local opera company. His first professional work was *The Marriage Contract*, a one-act opera buffa (comic opera) that was produced in Venice in 1810.

Want to spread the word about OPERA Iowa in your community? So do we!

Approximately two weeks before OPERA Iowa arrives, Des Moines Metro Opera will send an informative news release and photos of the troupe to the media contacts you specified on the School and/or Concert Information Sheet. You are highly encouraged to give these media contacts a follow-up call to ensure coverage of your event.

When an evening concert of *The Barber of Seville*, *A Dream Fulfilled* or *Hansel & Gretel* is booked, Des Moines Metro Opera will also send you publicity posters to distribute as well as a promotional flyer which can be photocopied to distribute as you wish. Upon arrival, the OPERA Iowa troupe will provide you with programs to hand out at the performance.

The collage features three main items:

- Poster 1 (Left):** For *The Barber of Seville*. It includes the title in a large, elegant font, a pair of scissors, and a list of ticket prices and contact information.
- Poster 2 (Middle):** For *A Dream Fulfilled: The Saga of George Washington Carver*. It features a portrait of George Washington Carver and similar ticket and contact information.
- Program (Right):** A detailed synopsis of *The Barber of Seville*, including the libretto by Giovanni Battista Pergolesi and the score by Gioacchino Rossini. It also includes an "About the Troupe" section and a list of cast members.

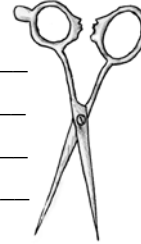
It is important that you begin promoting your OPERA Iowa event as soon as details are finalized. The press releases on the following pages will assist you in early promotion. This information can be printed in school newsletters or on information sheets that are sent home with students. Feel free to customize the information to suit your individual needs. If you have any questions regarding publicity, please call McB McManus at (515) 961-6221.

"Opera is the fastest growing art form in the country for young adults between the ages of 18 and 24."

– National Endowment for the Arts' 2002 Audience Survey

The Barber of Seville

Date _____
School _____
Contact _____
Phone _____



Experience Award-Winning OPERA Without Leaving Town!

(Name of your town, state)

Students from (your school) will have the chance to see one of Iowa's premier arts organizations when Des Moines Metro Opera's educational touring troupe arrives on (date) . OPERA Iowa will present *The Barber of Seville* in English at (place/time) .

OPERA Iowa's exciting productions and workshops entertain while they educate, and make opera more understandable and more accessible to students and families. The opera is performed in English with colorful scenery and costumes, theatrical lighting, and musical accompaniment. Prior to OPERA Iowa's arrival, (your school) received teacher packets to help prepare students for the performance. Once OPERA Iowa arrives, the troupe will work directly with the students in interactive workshops that may include improvisation, musical styles, or character development. These workshops meet National Standards for Art Education guidelines.

The OPERA Iowa troupe has performed in nine states throughout the Midwest, in Montana and even in Japan and China to spread the thrill of opera to over 500,000 students and adults since it began in 1986.

OPERA Iowa's parent company, Des Moines Metro Opera, is located in Indianola, Iowa, just south of Des Moines. The 38th Summer Festival runs from June 25 through July 18, 2010. This season, under the baton of Artistic Director Robert L. Larsen, DMMO will present Mozart's *The Marriage of Figaro*, Verdi's *Macbeth*, and Floyd's *Susannah*. All performances will feature English supertitles. Free opera previews are presented 45 minutes prior to each performance. All operas are performed in the unique 488-seat Blank Performing Arts Center on the picturesque campus of Simpson College in Indianola. For more information on Des Moines Metro Opera's upcoming productions, call (515) 961-6221 or visit www.desmoinesmetroopera.org.

For more information on the OPERA Iowa performance, contact:

(your contact person)

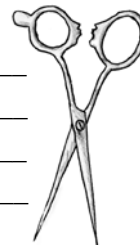
(name of your school)

(phone)

The OPERA Iowa troupe is available for interviews and photos while at schools and concerts. For a complete tour schedule, please call (515) 961-6221 or visit www.desmoinesmetroopera.org/operaiaowa.

The Barber of Seville

Date _____
Venue _____
Contact _____
Phone _____



Experience Award-Winning OPERA Without Leaving Town!

(Name of your town, state)

Area residents will have the chance to see one of Iowa's premier arts organizations when Des Moines Metro Opera's educational touring troupe arrives on _____ (date) _____. OPERA Iowa will present a two-hour version of *The Barber of Seville* in English at _____ (place/time) _____.

OPERA Iowa complements the evening performances with exciting school-day performances and classroom workshops that entertain while they educate, all in an effort to make opera more understandable and more accessible to students and families. The operas are performed in English with colorful scenery and costumes, theatrical lighting, and musical accompaniment.

The OPERA Iowa troupe has performed in nine states throughout the Midwest, in Montana and even in Japan and China to spread the thrill of opera to over 500,000 students and adults since it began in 1986. The concert is sponsored by _____ (name of organization) _____. To purchase tickets (Insert information here on where to purchase tickets, prices, etc. if this is applicable. Be sure to mention if the concert is free to the public.) For more information, contact _____ (name/phone) _____.

OPERA Iowa's parent company, Des Moines Metro Opera, is located in Indianola, Iowa, just south of Des Moines. The 38th Summer Festival runs from June 25 through July 18, 2010. This season, under the baton of Artistic Director Robert L. Larsen, DMMO will present Mozart's *The Marriage of Figaro*, Verdi's *Macbeth*, and Floyd's *Susannah*. All performances will feature English supertitles. Free opera previews are presented 45 minutes prior to each performance. All operas are performed in the unique 488-seat Blank Performing Arts Center on the picturesque campus of Simpson College in Indianola. For more information on Des Moines Metro Opera's upcoming productions, call (515) 961-6221 or visit www.desmoinesmetroopera.org.

For more information on the OPERA Iowa performance, contact:

_____ (your contact person) _____

_____ (name of your organization) _____

_____ (phone) _____

The OPERA Iowa troupe is available for interviews and photos while at schools and concerts. For a complete tour schedule, please call (515) 961-6221 or visit www.desmoinesmetroopera.org/operaiaowa.

Evening Concert Information Sheet 12

Please complete, photocopy and return this sheet to Michael Egel as soon as possible by mail (Des Moines Metro Opera, 106 West Boston Avenue, Indianola, IA 50125-1836), by fax (515-961-8175) or by email (dmmo@dmmo.org).

*required information

*Contact Person _____ *Work _____
*Name of Concert Facility _____ *Fax _____
*Address _____ Cell _____
*City _____ * State _____ *Zip _____ Seating Capacity of Facility _____
*E-mail _____ Anticipated Attendance _____

PUBLICITY:

Des Moines Metro Opera will send publicity information to the media you request. For best results, please contact them yourselves as well.

*Local newspaper _____ Contact Name _____
*Address _____ *E-mail _____
*City _____ * State _____ *Zip _____
*Local radio station _____ Contact Name _____
*Address _____ *E-mail _____
*City _____ * State _____ *Zip _____

PERFORMANCE: _____ *The Barber of Seville* Date(s) _____ Time(s) _____
_____ *A Dream Fulfilled* Date(s) _____ Time(s) _____
_____ *Hansel & Gretel* Date(s) _____ Time(s) _____

Admission/Ticket Information _____

Where to Purchase Tickets _____

Concert Sponsor _____

Where will the performance take place (stage, gym, etc.)? _____

Are the dimensions of the performing area at least 25' wide x 15' deep x 10' high? (circle one) Y N

Is this space easily accessible for set pieces? Y N Are there stairs? Y N If yes, how many? _____

Do you have four 20 AMP circuits available in this space? (OPERA Iowa's lighting equipment cannot be plugged into the same circuit.) Y N

What lighting equipment do you have? _____ Do you have stage curtains? Y N

Any special instructions? _____

On the day OPERA Iowa is scheduled to arrive, please have ready:

— A tuned piano for our workshops and performance.

— An On-Site Coordinator (this is probably you) to answer any questions during our visit.

— A minimum of 4 adults capable of lifting at least 50 lbs to help unload, set up, then reload scenery.
5 or 6 responsible high school students are welcome to assist only if an adult is provided for supervision.

— The building Custodian to handle technical questions primarily concerning power sources to the performance site.